



You have permission to hand make and sell as many beaded items using this pattern as you like. Please credit Margie Deeb as the designer. Mass production of any Margie Deeb design is strictly prohibited.

EARTH

LOOM or SQUARE STITCH PATTERN

Length: 90 beads (6")*
 Width: 35 beads (1 3/4")

*Measurement does not include length of clasp and findings.

Elemental Colors

At our core, we resonate with nature. Our bodies are attuned to her elements, her seasons, her rhythms. We each gravitate to an element or a combination of elements. And this shows in our art. Not just in the colors we use, but also in our composition, our shapes, our style, and the content we choose to express.

Earth

The earth palette encompasses many kinds of colors, ranging from the muted neutrals of stone and soil to rich vibrant jewel tones. Combinations are strong and solid. They can be dense, textural, and compelling to the touch. One with earth energy is one who is her own person, likes to learn new things, be on her own.

Quantity of Beads Delica Color

6 grams #312
 Matte Metallic Umber

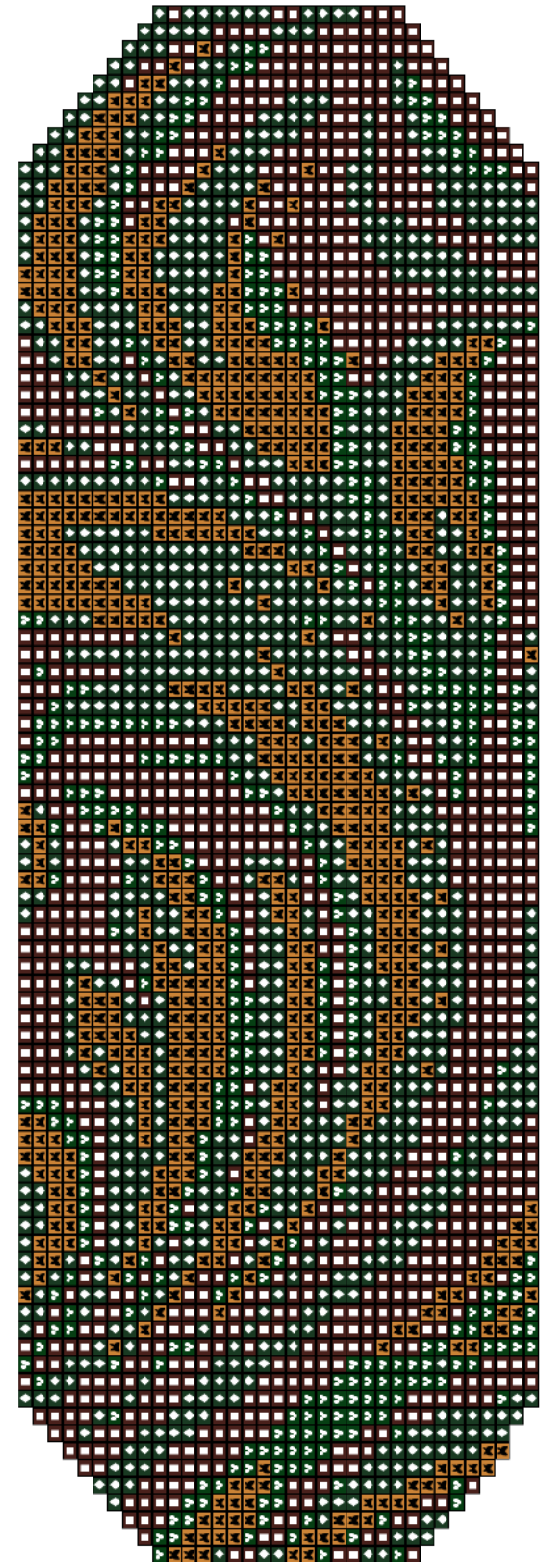
2 1/2 grams #797
 Green Savannah (dyed)

6 grams #327
 Dragon Scale Green

3 1/2 grams #331
 Mt. Metallic 22kt Yellow Gold



A photograph of the finished loomed bracelet appears in the April/May 2007 issue of BEADWORK magazine.





Take Online Classes with Margie

CraftEdu.com offers high value, affordable online instruction in your media of choice. I currently offer beading and color classes (and I'm adding more regularly). Be sure to check out my **"Seed Bead Finishes & Their Interaction with Color"** class.

Come view my **free** tutorials and **free** previews for every class.

Click to see all of
[Margie's CraftEdu classes](#)

SPECIAL OFFER through August, 2010:

Take one of my classes on CraftEdu and receive a **FREE**
Color Report for Bead & Jewelry Designers (a \$9.99 value).

How Have You Lived without the Color Report for Bead & Jewelry Designers?



[Download the Fall/Winter 2010 PDF now](#)


Each season the *Color Report for Bead & Jewelry Designers* will expand what you can create in any medium - by introducing you to color combinations you've never used or even seen before. These seasonal PDFs contain over 40 palettes, descriptions, photos, gemstone and Delica bead suggestions, and ideas based on Pantone's fashion color report.

One of the most fun aspects of creativity is color: using new colors and harmonies. If you're like me, your beadwork soars when you're challenged and inspired. And it becomes exponentially more fun.

It thrills me to work with colors I've never seen or tried. Watching how the hues interact with each other and how I interact with them gives me such joy. And I want to learn more, go further, reach higher and create more.

Join me in exploring the exciting new colors of each season.

www.MargieDeeb.com



[Download the Spring/Summer 2010 PDF now](#)

Responses to Margie's *Color Report for Bead & Jewelry Designers*:

"I really like the color report - particularly because there are colors that I probably would not have considered or noticed and this gives new directions to travel. I also REALLY appreciated the listing of the gemstones."
- Kathy L.

"Very helpful. I tend to work in certain palettes over and over again, but seeing a different palette helps me move out of my comfort zone."
- Susan K.

"I appreciated the fact that you mentioned your initial reaction to some of the Pantone colors for this season and yet after exploring them, your reaction to them changed. It reminds me to be open to colors I might not usually consider for jewelry (or wearing)."
- Rosalynn B.

"I know I will not care for every season's colors but The Color Report for Bead Artists still gives me an idea of what to look for when designing for the next season. It is very helpful knowing that what I make will work with what is in the stores for those months."
- Betty



Master Color One-on-One with Margie

Take your artistry to a higher level. Spend 3 months learning from the master of color one-on-one. Examine your strengths and weaknesses, and get on the path to discovering your true color voice.

In this consultation process you will:

- Discover more of your color voice
- Raise your artistry to a new level
- Have your current work critiqued
- Create new work for critique
- Become an empowered artist

You and your artwork will be forever changed.

[Register now.](#)



Learn the most critical secret to making dynamic, powerful color combinations. A 33-page PDF for instant purchase and download

[Click for details...](#)


MARGIEDEEB.COM

The Bead Artists' First, Only, & Complete Source for Color Mastery

"Best How-To
Craft Book of
2009"
-Library Journal




The Beader's Color Palette: 20 Creative Projects and 220 Inspired Combinations for Beaded and Gemstone Jewelry Gather from history, culture, and our planet to create stunning color schemes for beaded creations. (Paperback, 192 pages) \$24.95 US Dollars



The only book of its kind written specifically for bead artists, **The Beader's Guide to Color** teaches bead artists of all levels everything they need to know about color to create unique and vibrant beadwork designs. Margie discusses psychological and symbolic color associations, and ways in which color can be used to create and accentuate pattern, rhythm, and movement. 21 color schemes are described and illustrated in detail with accompanying projects for all skill levels. (Paperback, 144 pages)


\$21.95 US Dollars



Beading Her Image illustrates the power and beauty of the feminine in 15 seed bead patterns for **peyote, brick, square stitch, and loomwork**. Women from a wide range of times and cultures are woven into tapestries, necklaces, and bracelets. The stunning and gorgeous color palettes that artist Margie Deeb is known for adorn each piece.

Includes loom building instructions, finishing split loom necklace instructions, and peyote, brick, and looming instructions. (Paperback, 44 pages)

\$19.95 US Dollars



Out On A Loom is a creative journey through color, design, and form for the beginning to intermediate level seed bead artist.

The soft cover book features 32 full-color pages of detailed instructions, patterns, illustrations, and diagrams for creating loom woven bracelets, mini-tapestries and split loom necklaces. Professional and creative finishing techniques are provided so each finished project can be a work of art. (Paperback, 36 pages)

\$19.95 US Dollars

Artist, designer, musician, and color expert

Margie Deeb is the author of several beading books, including the popular **The Beader's Guide to Color** and **The**



Beader's Color Palette. Her color palette book was named the **Best Craft How-To Book of 2009** by the prestigious Library Journal.

She teaches color courses for artists, interior designers, and bead artists. Her free monthly color column, **"Margie's Muse,"** is available on her website. She produces a free graphically enhanced podcast, **"Margie Deeb's Color Celebration,"** available on iTunes.

Her articles have appeared in *Bead & Button* and *Beadwork* magazines, and she writes a regular color column in *Step-by-Step Beads*. She has appeared on the PBS show "Beads, Baubles, and Jewels" speaking about color. Visit Margie's website for her books, patterns, jewelry, inspiration, and more.

Margie's Blog:

colorforbeadartists.com

MARGIEDEEB.COM
The Bead Artists' Complete Source for Color Mastery

Book + Kit = FREE Color Wheel

Get the Latest Kits in the Hottest Color Palettes

WHY C-M-Y?
by Margie Deeb

Read the complete article

I encourage artists to learn and use the C-M-Y wheel, in which each space is for what we've always known to be primary blue, and suggest fills in for red.

Yellow, red and blue have long been considered primaries because they are among the few colors in nature and in theory, all other colors can be created by mixing combinations of yellow, red and blue. However, use cyan and magenta in place of blue and red, and the mixing of these primaries creates a broader and more numerous range of colors than the traditional yellow-blue primaries of the artist's wheel. It's difficult, if not impossible, to mix vibrant purples and red-violets using a true blue and red pigment. Because magenta is more luminous than red, using it as a primary other than red greatly expands the red-cyan-purple range.

"But Margie," you say, "we're not mixing colors! We're using beads, a pre-mixed 'magenta'! It took the words right out of your mouth, didn't it?"

Buy a Kit!

Visit my Blog:
www.ColorForBeadArtists.com

Visit me on Facebook
www.MARGIEDEEB.com

The Bead Artists' First, Only, and Complete Source for Color Mastery

Join Margie's color coterie:

margiedeeb.com/newsletter