

## How I Help Heal the World through Beading

by Margie Deeb

**March 15 2011**

Do you find it difficult to go about your daily activities while people are suffering so catastrophically in Japan? I grapple with this. Though I don't know their pain, as humans we are all connected. I can imagine the terror, loss, hopelessness, and despair. I want so much to help and give. To ease some suffering, no matter how small.

So what to do?

I know that my energy can help when I consciously direct it to places and people in need: it makes a difference. Some forms this energy takes are prayer, meditation, or visualization.

Another form of sending energy I use involves my creative pursuits. Beading included. This is an open eyed, meditative activity.

As I sit down to bead, I consciously dedicate the session to those in need of my help in Japan. I direct my love, compassion, and hope

onto each bead I pick up, each stitch I take. As I weave, I imagine these energies, as if traveling on a pink laser beam of light, finding a landing place where they are most needed. Maybe in the heart of a someone too hungry or scared to hope they'll find their missing child. Or in the mind of someone trapped in a home by the radiation-filled air outside.

I do this very consciously for as long as it feels naturally focused. I don't force it. Then I continue to bead as I normally do, letting my mind go where it wants. I know that with each stitch my healing energy is going to Japan, even though I'm no longer consciously directing it.

And in times like these, I keep in mind that it is important for me to hold my own personal resonance of beauty and hope, so that there is more beauty and hope in our world, which so desperately needs it.



*The Light of Hope*  
©2006 Margie Deeb  
36" x 36" Oil on Canvas



*A tsunami wave crashes over a street in Miyako City, Iwate Prefecture, in northeastern Japan on March 11.*

*Photograph by Mainichi Shimbun, Reuters*

*Published March 15, 2011*



## About Margie



Artist, designer, author, musician, and color expert Margie Deeb is the first to publish color information specifically addressing the challenges presented by glass beads. Her books include the popular [\*The Beader's Guide to Color\*](#) and [\*The Beader's Color Palette\*](#), which the **Library Journal** voted the **Best Craft How-To book of 2009**. Margie discussed her approach to color on a 2008 episode of the PBS TV show "Beads, Baubles and Jewels."

Margie conducts [color courses](#) for artists, interior designers, and beadworkers throughout the US. She teaches online classes in at [CraftEdu](#). Her art is featured in galleries across the country and in many books.

Twice a year she publishes the invaluable [Color Report for Bead & Jewelry Designers](#), in conjunction with Pantone® the world's global color authority.

Her articles have appeared in *Bead & Button* and *Beadwork* magazines, and she writes a regular color column in *Step-by-Step Beads* and Softflex website.

Become a fan on Facebook, or visit Margie's website for her online classes, books, kits, jewelry, inspiration, and more:

[www.MARGIEDEEB.COM](http://www.MARGIEDEEB.COM)



# Take Online Classes with Margie

I offer beading and color classes  
online. And I'm adding more  
regularly.

View **free** tutorials and **free**  
previews for every class.

Click to see all of  
[Margie's CraftEdu classes](#)

# Margie's New Instant Learning Guides



[Download the Instant Color Wheel Guide PDF now](#)

Do you know how to use that gorgeous color wheel you own?

Because most of us don't have the time to do all the things we love, I designed this INSTANT GUIDE to get you up and running in 10 minutes. It's easy to understand, and full of examples.

You will:

- learn how to read any color wheel
- learn to combine colors
- learn to map 7 powerful color schemes, leading to infinite workable variations
- understand the importance of combining pure hues, tints, and shades
- become more confident with color

Because the color wheel is applicable to any medium that uses color, I've included photography, beadwork, paintings, and photography to illustrate color schemes and examples. You'll fall in love with color all over again. (\$3.95 digital download).



[Download 7 Strategies for Extracting Palettes PDF now](#)

Rachel D. wrote to me asking:

*"I have a question about working with beads that are multi-colored. I have purchased lampwork glass beads that are made up of at least 3 colors. I would like to know if I should choose 1 color out of the multi-color bead and use as an accent bead or just use plain clear glass beads as accents? I hear different opinions."*

I created *7 Strategies for Extracting Palettes* to address this critical issue for bead artists. It provides 7 color and design approaches to making jewelry and beads for existing beads and palettes. From one-color cabbed stones, to multi-colored fabric or focal beads, there's a strategy listed to guide you to great jewelry making.

Fire up your creativity and boost your confidence in choosing and applying the perfect colors. (\$3.95 digital download).



## Master Color One-on-One with Margie

Take your artistry to a higher level. Spend 3 months learning from the master of color one-on-one.


Examine your strengths and weaknesses, and get on the path to discovering your true color voice.

In this consultation process you will:

- Discover more of your color voice
- Raise your artistry to a new level
- Have your current work critiqued
- Create new work for critique
- Become an empowered artist

You and your artwork will be forever changed.

[Register now.](#)



Learn the most critical secret to making dynamic, powerful color combinations. A 33-page PDF for instant purchase and download

[Click for details...](#)

# A Good Color Report Never Goes Out Of Style

The seasonal *Color Report for Bead & Jewelry Designers* is full of...

- Ideas
- Inspiration from today's leading bead artists
- Delica, Swarovski, and Gemstone References
- Color palettes
- Color harmony tips

In the suggested palettes section of each page, I reference Pantone colors from previous Color Reports (and give the specific issue). You can find the corresponding Swarovski and Delica numbers in the previous issues, along with suggested gemstones that represent each color. These issues will always be available online so that you'll have the resources you need to continue creating great color schemes.

## Responses to Margie's *Color Report for Bead & Jewelry Designers*:

*"I really like the color report - particularly because there are colors that I probably would not have considered or noticed and this gives new directions to travel. I also REALLY appreciated the listing of the gemstones."*

- Kathy L.

*"Very helpful. I tend to work in certain palettes over and over again, but seeing a different palette helps me move out of my comfort zone."*

- Susan K.



[Download the Fall/Winter 2010 PDF now](#)




[Download the Spring/Summer 2010 PDF now](#)



[Download the Fall/Winter 2009 PDF now](#)



[Download the Spring/Summer 2009 PDF now](#)



[Download the Fall/Winter 2008 PDF now](#)



[Download the Spring/Summer 2008 PDF now](#)


# MARGIEDEEB.COM

The Bead Artists' First, Only, & Complete Source for Color Mastery

"Best How-To  
Craft Book of  
2009"  
-Library Journal




***The Beader's Color Palette: 20 Creative Projects and 220 Inspired Combinations for Beaded and Gemstone Jewelry*** Gather from history, culture, and our planet to create stunning color schemes for beaded creations. (Paperback, 192 pages) \$24.95 US Dollars



The only book of its kind written specifically for bead artists, ***The Beader's Guide to Color*** teaches bead-ers of all levels everything they need to know about color to create unique and vibrant bead-work designs. Margie discusses psychological and symbolic color associations, and ways in which color can be used to create and accentuate pattern, rhythm, and movement. 21 color schemes are described and illustrated in detail with accompanying projects for all skill levels. (Paperback, 144 pages)


\$21.95 US Dollars



***Beading Her Image*** illustrates the power and beauty of the feminine in 15 seed bead patterns for **peyote, brick, square stitch, and loomwork**. Women from a wide range of times and cultures are woven into tapestries, necklaces, and bracelets. The stunning and gorgeous color palettes that artist Margie Deeb is known for adorn each piece.

Includes loom building instructions, finishing split loom necklace instructions, and peyote, brick, and looming instructions. (Paperback, 44 pages)

\$19.95 US Dollars



***Out On A Loom*** is a creative journey through color, design, and form for the beginning to intermediate level seed bead artist.

The soft cover book features 32 full-color pages of detailed instructions, patterns, illustrations, and diagrams for creating loom woven bracelets, mini-tapestries and split loom necklaces. Professional and creative finishing techniques are provided so each finished project can be a work of art. (Paperback, 36 pages)

\$19.95 US Dollars

Artist, designer, musician, and color expert



**Margie Deeb** is the author of several beading books, including the popular ***The Beader's Guide to Color*** and ***The Beader's Color Palette***. Her color palette book was named the **Best Craft How-To Book of 2009** by the prestigious Library Journal.

She teaches color courses for artists, interior designers, and bead-ers. Her free monthly color column, **"Margie's Muse,"** is available on her website. She produces a free graphically enhanced podcast, **"Margie Deeb's Color Celebration,"** available on iTunes.

Her articles have appeared in *Bead & Button* and *Beadwork* magazines, and she writes a regular color column in *Step-by-Step Beads*. She has appeared on the PBS show "Beads, Baubles, and Jewels" speaking about color. Visit Margie's website for her books, patterns, jewelry, inspiration, and more.

Margie's Blog:

[colorforbeadartists.com](http://colorforbeadartists.com)

MARGIEDEEB.COM  
The Bead Artists' Complete Source for Color Mastery

Book + Kit = FREE Color Wheel!

Get the Latest Kits in the Hottest Color Palettes

**WHY C-M-Y?**  
by Margie Deeb

*Read the complete article*

I encourage artists to learn and use the C-M-Y wheel, which often stands in for what we've always known to be primary blue, and magenta fills in for red.

Yellow, red and blue have long been considered primaries because they are pure; there have no other colors in them, and in theory, all other colors can be created by mixing combinations of yellow, red and blue. However, one pure and magenta in place of blue and red, and the mixing of these primaries creates a broader and more numerous range of colors than the traditional yellow-red-blue primaries of the artist's wheel. It is difficult, if not impossible, to mix vibrant purples and reds using a true blue and red pigment. Because magenta is more saturated than red, using it as a primary rather than red greatly expands the red-cyan-purple range.

"But Margie," you say, "we're not mixing colors! We're using beads, a pre-mixed 'magenta'! I took the words right out of your mouth, didn't I?"

Buy a Kit!

Visit my Blog!  
[www.ColorForBeadArtists.com](http://www.ColorForBeadArtists.com)

Visit me on Facebook  
[www.MARGIEDEEB.com](http://www.MARGIEDEEB.com)

The Bead Artists' First, Only, and Complete Source for Color Mastery

Join Margie's color coterie:  
[margiedeep.com/newsletter](http://margiedeep.com/newsletter)