

# MARGIE'S MUSE

[www.MargieDeeb.com](http://www.MargieDeeb.com)

*We gratefully accept donations at [MargieDeeb.com/donate](http://MargieDeeb.com/donate)*

*Please share and distribute freely under the terms of this license: Creative Commons Attribution-Noncommercial-No Derivative Works License.*

<http://creativecommons.org/licenses/by-nc-nd/3.0/>



## Autumn's Splendor

*by Margie Deeb*

October 2005

I can never decide which profusion of colors I like best, spring or fall. The answer depends on which season I am stalking. And now it is fall. Everywhere I look rich, substantial, earth-bound colors glow. Shifting patches of gold, fluttering reds and oranges, burnished and bronzing greens... all seeming to gather inward in preparation for a long rest.

How to pick a palette among all this? Why not just use all the colors I see? I like that approach.

I've harvested strands of autumn's beauty into three color palettes below, based on three specific scenes.

Notice I've included amethyst and peridot. Purples and greens are part of the splendor, not just warm earth tones. Deep shades of eggplant combine beautifully with browns, maroons, ambers, and oranges, as do forest and olive greens.


Speaking of green, autumn palettes thrive on the gorgeous color found on the inside of an avocado, a true avocado green (not the color of refrigerators in the 60's, a shade found somewhere between the dark ugly skin of an avocado and its rotten flesh). This slightly muted, soft yellow-green abounds in the fall and enhances just about every autumn tone. Use it to link earthy browns and umbers with the more fiery oranges and yellows. You'll create a less predictable color scheme.



A rich palette of citrine, freshwater pearls, red tigereye, red jasper, carnelian, smokey quartz, tourmaline, and aragonite grew from the colors autumn presented.




Chocolate browns form the foundation of this seed beads palette echoing the photo of the mighty turkey. Iridescent rust, bronze, and forest green luster call for accents of a matte finish pale yellow, which adds a bit of light to this assemblage of earth colors.



A bright array of autumn foliage inspired a palette of peridot, and amethyst, carnelian, red glass, pearls, vermail, and citrine.




# MARGIEDEEB.COM



*Out On A Loom* is a creative journey through color, design, and form for the beginning to intermediate level seed bead artist.

The softcover book features 32 full-color pages of detailed instructions, patterns, illustrations, and diagrams for creating loom woven bracelets, mini-tapestries and split loom necklaces. Professional and creative finishing techniques are provided so each finished project can be a work of art.


\$19.95 US Dollars



*Beading Her Image* illustrates the power and beauty of the feminine in 15 seed bead patterns for **peyote, brick, square stitch, and loomwork**. Women from a wide range of times and cultures are woven into tapestries, necklaces, and bracelets. The stunning and gorgeous color palettes that artist Margie Deeb is known for adorn each piece.


Includes loom building instructions, finishing split loom necklace instructions, and peyote, brick, and looming instructions. (Paperback, 44 pages)

\$19.95 US Dollars



The only book of its kind written specifically for bead artists, *The Beader's Guide to Color* teaches bead artists of all levels everything they need to know about color to create unique and vibrant beadwork designs. Margie discusses psychological and symbolic color associations, and ways in which color can be used to create and accentuate pattern, rhythm, and movement. 21 color schemes are described and illustrated in detail with accompanying projects for all skill levels. (Paperback, 144 pages)

\$21.95 US Dollars




*The Beader's Color Palette: 20 Creative Projects and 220 Inspired Combinations for Beaded and Gemstone Jewelry* opens the door to worlds of color inspiration. Gather colors from around the planet to create stunning color schemes for beaded creations. Gorgeous beaded jewelry illustrating 220 specific palettes for glass and gemstone beads make *The Beader's Color Palette* a coffee table book of inspiration for color lovers working in every medium. Includes detailed instructions for stringing, finishing, looming, and off-loom stitches. (Paperback, 192 pages)

\$24.95 US Dollars

Artist, designer, musician, and color expert

**Margie Deeb** is the author of several beading books, including the popular *The Beader's Guide to Color* and *The Beader's Color Palette* (Watson-Guptill, 2008).



She teaches color courses for artists, interior designers, and bead artists and her free monthly color column, "Margie's Muse," is available on her website. She produces a free graphically enhanced podcast, "Margie Deeb's Color Celebration," available on iTunes.

Her articles have appeared in *Bead & Button* and *Beadwork* magazines, and she writes a regular color column in *Step-by-Step Beads*. Visit Margie's website for her books, patterns, jewelry, inspiration, and more:

[www.MargieDeeb.com](http://www.MargieDeeb.com)

Also available at [MargieDeeb.com](http://MargieDeeb.com):

- Exquisite **seed bead patterns** in peyote, brick, square stitch, and loom available as downloadable PDFs or hardcopies
- **CMY Color Wheels** (the ones that Margie uses for herself and in her classes)
- **Accessories** for beading, such as tapestry rods, and unusual findings
- **Gallery of extraordinary bead art**
- Information about **classes/events**
- **Gallery of Your Work**
- Graphically enhanced **podcasts**

Join Margie's beading and color coterie. Sign up at: [margiedeeb.com/newsletter](http://margiedeeb.com/newsletter)