




Spring Blues



Summer Blues



Spring Greens



Summer Greens



Spring Reds & Oranges



Summer Reds & Oranges



Transitions: Spring to Summer

by Margie Deeb

June 2005

On the brink of summer, we see the world through a different light, looking through gauze-like veils of heat. The yellow-greens of spring have turned to blue-greens. Indeed, in the haze, all colors seem washed in the palest of blue tones.

How to make the transition from spring colors to summer? Soften up the intensity. Slow down the energy. And cool off the heat.

Take a wide-angled glance at the colors of women's clothes in a Banana Republic store. They seem to have been run through the washer with extra bleach one too many times. Thus they exude the muted softness of summer.


Dimmed blues of periwinkle and delft, and soft tans such as beige, taupe, and fawn impart the unhurried mood of summer. The palette may have iridescence and include soft, rainbow tints, or a gentle incandescence that seems to emit a quiet glow.

Use bead surface finishes that emit soft, almost hazy reflections. Aim for a gauzy look using pearl, ceylon, and opalescent finishes. Matte and semi-matte beads deliver pure chalky color reminiscent of many of summer's flowers; they are especially suited for the season in low-intensity colors.

In the sample palettes to the left, the spring colors on the upper row transform into summer hues beneath. Notice the summer colors are slightly cooler, bluer, and muted. It's as if you are looking at them through a soft filter.

For more issues of Margie's Muse, visit MargieDeeb.com/muse


MARGIEDEEB.COM



Out On A Loom is a creative journey through color, design, and form for the beginning to intermediate level seed bead artist.

The softcover book features 32 full-color pages of detailed instructions, patterns, illustrations, and diagrams for creating loom woven bracelets, mini-tapestries and split loom necklaces. Professional and creative finishing techniques are provided so each finished project can be a work of art.


\$19.95 US Dollars



Beading Her Image illustrates the power and beauty of the feminine in 15 seed bead patterns for **peyote, brick, square stitch, and loomwork**. Women from a wide range of times and cultures are woven into tapestries, necklaces, and bracelets. The stunning and gorgeous color palettes that artist Margie Deeb is known for adorn each piece.


Includes loom building instructions, finishing split loom necklace instructions, and peyote, brick, and looming instructions. (Paperback, 44 pages)

\$19.95 US Dollars



The only book of its kind written specifically for bead artists, *The Beader's Guide to Color* teaches bead artists of all levels everything they need to know about color to create unique and vibrant beadwork designs. Margie discusses psychological and symbolic color associations, and ways in which color can be used to create and accentuate pattern, rhythm, and movement. 21 color schemes are described and illustrated in detail with accompanying projects for all skill levels. (Paperback, 144 pages)

\$21.95 US Dollars




The Beader's Color Palette: 20 Creative Projects and 220 Inspired Combinations for Beaded and Gemstone Jewelry opens the door to worlds of color inspiration. Gather colors from around the planet to create stunning color schemes for beaded creations. Gorgeous beaded jewelry illustrating 220 specific palettes for glass and gemstone beads make *The Beader's Color Palette* a coffee table book of inspiration for color lovers working in every medium. Includes detailed instructions for stringing, finishing, looming, and off-loom stitches. (Paperback, 192 pages)

\$24.95 US Dollars

Artist, designer, musician, and color expert

Margie Deeb is the author of several beading books, including the popular *The Beader's Guide to Color* and *The Beader's Color Palette* (Watson-Guptill, 2008).



She teaches color courses for artists, interior designers, and bead artists and her free monthly color column, "Margie's Muse," is available on her website. She produces a free graphically enhanced podcast, "Margie Deeb's Color Celebration," available on iTunes.

Her articles have appeared in *Bead & Button* and *Beadwork* magazines, and she writes a regular color column in *Step-by-Step Beads*. Visit Margie's website for her books, patterns, jewelry, inspiration, and more:

www.MargieDeeb.com

Also available at MargieDeeb.com:

- Exquisite **seed bead patterns** in peyote, brick, square stitch, and loom available as downloadable PDFs or hardcopies
- **CMY Color Wheels** (the ones that Margie uses for herself and in her classes)
- **Accessories** for beading, such as tapestry rods, and unusual findings
- **Gallery of extraordinary bead art**
- Information about **classes/events**
- **Gallery of Your Work**
- Graphically enhanced **podcasts**

Join Margie's beading and color coterie. Sign up at: margiedeeb.com/newsletter